

Features

LED DRIVER

- Universal AC Input (100-277VAC)
- Constant Voltage / Constant Current Operation
- Suitable for High Brightness LED products
- Active PFC Function (0.98)
- IP67 Design for Indoor and Outdoor Installations
- Cooling by Free Air Convection

Selection Guide

Part	CV Mode		CC Mode		Efficiency
	Constant Voltage (V)	Current Range (A)	DC Voltage Range (V)	Constant Current (A)	
RACD150-24	24	0-6.3	14-24	6.3	90%
RACD150-36	36	0-4.2	26-36	4.2	90%
RACD150-48	48	0-3.2	34-48	3.2	90%

Specifications

Input Voltage Range	90-305 VAC or 127-430VDC	
Input Frequency Range	47-63Hz.	
Power Factor	Full Load, 230VAC	>0.95
	Full Load, 115VAC	>0.98
AC Current	230VAC	1A max.
	115VAC	2A max.
Input / Output Isolation	3.75kVAC	
Input / Case Isolation	1.8kVAC	
Output / Case Isolation	0.5kVAC	
Leakage Current	240VAC	<0.5mA
Voltage Tolerance	-1% to 5%	
Set up Time (@ Full Load)	230VAC	0.8s
	115VAC	1.0s
Ripple & Noise	48V Version	200mV max.
	others	150mV max.
Over Current Protection	95%-105% rated current	Auto-Recovery
Short Circuit Protection	Hiccup Mode	
Over Voltage Protection	24V @ 26-32V	Latch Mode (Power off to recover)
	36V @ 40-50V	
	48V @ 52-60V	
Over Temperature Protection	T _{case} 95°C ±10°C	Shutdown Mode (Power off to recover)
Operation Temperature	(Refer to Output Load Derating Curve) -30°C to +70°C	
Operation Humidity	20%-90% RH Non-Condensing	
Storage Temperature	-40°C to +80°C	
Storage Humidity	10%-90% RH	
Vibration	2G 10min/1Cycle, Period for 60 min	10-500Hz
IP Rating	IP67	
Safety Standards (pending)	UL LED Lighting Safety	UL8750
	UL General Safety Standard	UL60950
	CE LVD Directive	EN61347
EMC Standards	EMC Compatibility	EN55015
		FCC, Part 15
	Harmonic Current	EN61000-3-2 Class C (≥75% load)
		EN61000-3-3
	EMC Immunity	EN61000-4-2, 3, 4, 5, 6, 11
		EN61547
Dimension	222*68*39mm	
Weight	940g	
MTBF	using MIL-HDBK-217F (25°C)	200 x 10 ³ hours

LIGHTLINE
AC/DC-Converter
with 5 Year Warranty

RECOM

**150 Watt
Single
Output**



**UL 8750 pending
EN 61347 pending**

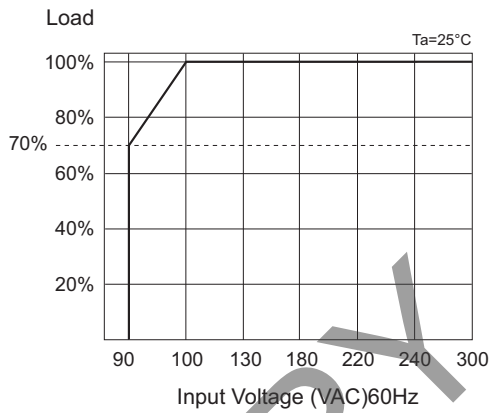
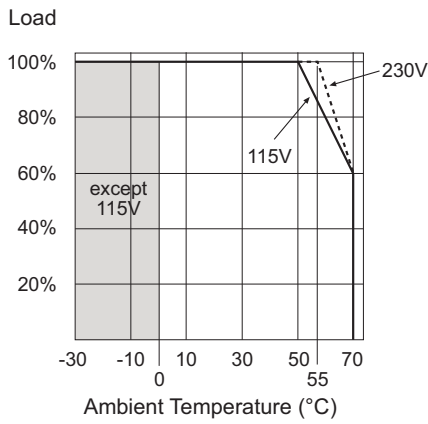
RACD150

LIGHTLINE

AC/DC-Converter

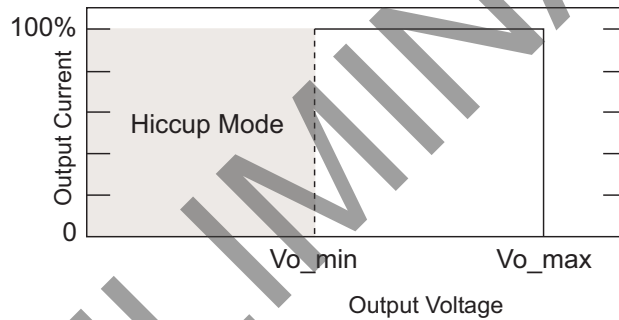
RACD150

Derating Curve



Characteristics

Constant Voltage / Constant Current Curve



Package Style and Pinning

3rd angle projection

